



# **The United Nations Financial Situation**

**Catherine Pollard  
Under-Secretary-General  
Management Strategy, Policy and Compliance**

**8 October 2020**

# Chart 1 - Regular Budget Cash Balance Trend

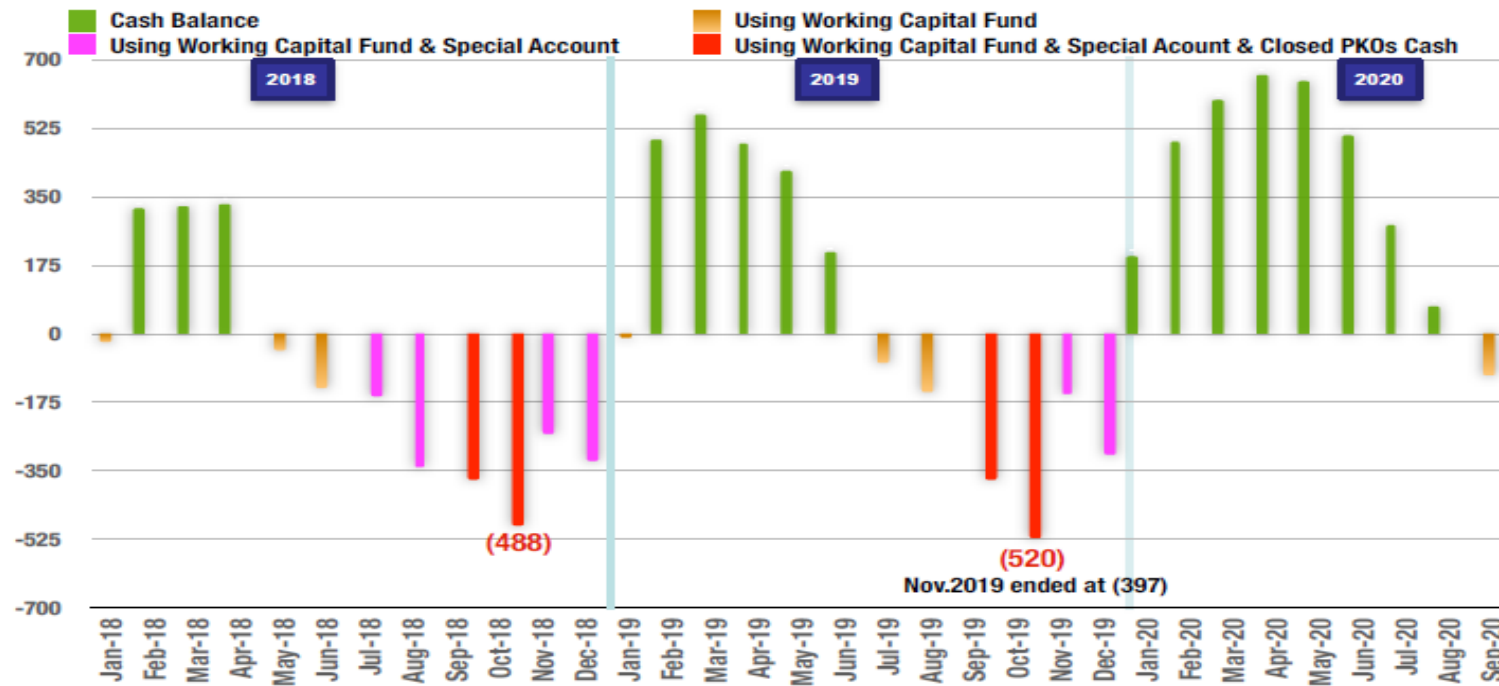
(US\$ millions)



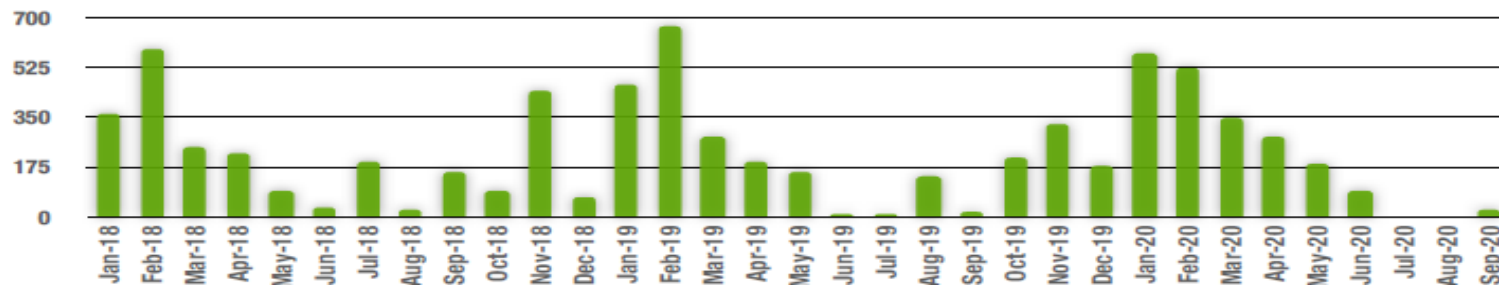
The United Nations  
Financial Situation

■ Regular budget  
■ Peacekeeping  
■ Tribunals

## A. Monthly Cash Balance/Deficit & use of Reserves



## B. MONTHLY CASH COLLECTIONS



# Chart 2 - Regular Budget Assessment Status

(US\$ millions)



*The United Nations  
Financial Situation*

■ **Regular budget**  
Peacekeeping  
Tribunals

	30 Sep 2019	30 Sep 2020	Difference
Prior year's balance (1 January)	529	711	182
Assessments	2,849	2,867	18
Payments received	1,990	2,081*	91
Unpaid assessments	1,388	1,497	109

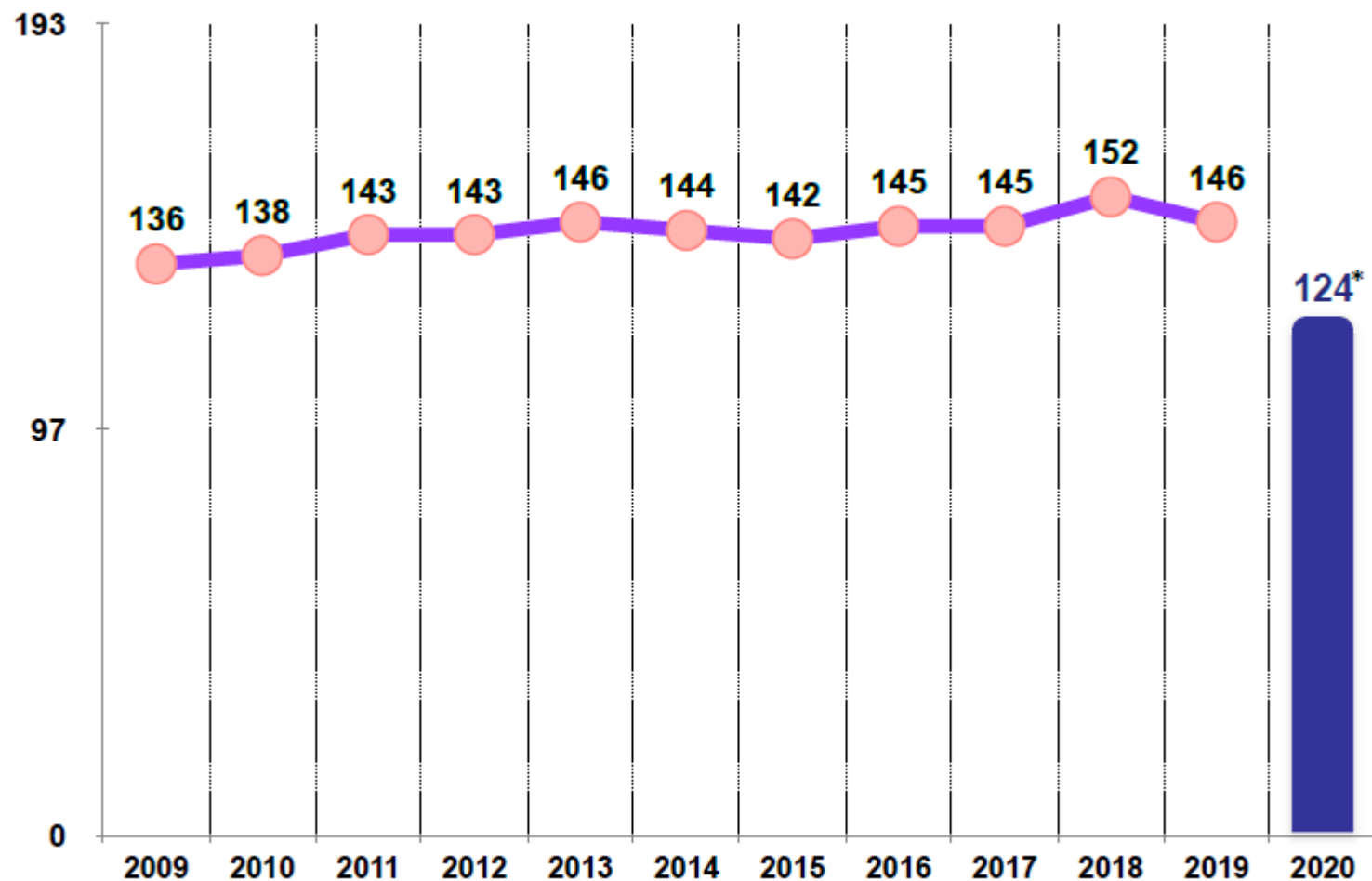
\*Includes \$8.7 M of working capital credits

# Chart 3 - Regular Budget Assessments

Number of Member States paying in full at Year-End



The United Nations  
Financial Situation



■ Regular budget  
■ Peacekeeping  
■ Tribunals

\* At 30 September 2020, compared to 127 Member States at 30 September 2019

# Chart 4 - Regular Budget Assessments

Fully paid at 30 September 2020: 124 Member States\*

Albania	Djibouti	Lebanon	Romania
Algeria	Dominican Republic	Liechtenstein	Rwanda
Andorra	Egypt	Lithuania	Saint Lucia
Angola	Estonia	Luxembourg	Saint Vincent and the Grenadines
Armenia	Eswatini	Malaysia	Samoa
Australia	Ethiopia	Maldives	San Marino
Austria	Fiji	Mali	Serbia
Azerbaijan	Finland	Malta	Sierra Leone
Bahamas	France	Marshall Islands	Singapore
Bahrain	Gabon	Mauritius	Slovakia
Bangladesh	Georgia	Micronesia (Federated States of)	Slovenia
Barbados	Germany	Monaco	Solomon Islands
Belgium	Greece	Mongolia	South Africa
Bhutan	Grenada	Montenegro	Spain
Bolivia (Plurinational State of)	Guyana	Morocco	Sri Lanka
Bosnia and Herzegovina	Haiti	Myanmar	Sweden
Botswana	Honduras	Namibia	Switzerland
Brunei Darussalam	Hungary	Nauru**	Thailand
Bulgaria	Iceland	Nepal	Tonga
Burundi	India	Netherlands	Trinidad and Tobago
Cabo Verde	Indonesia	New Zealand	Tunisia
Cambodia	Ireland	Nicaragua	Turkey
Canada	Italy	North Macedonia	Tuvalu
China	Jamaica	Norway	Uganda
Cote d'Ivoire	Japan	Paraguay	Ukraine**
Croatia	Jordan	Philippines	United Arab Emirates
Cuba	Kazakhstan	Poland	United Kingdom of Great Britain and Northern Ireland
Cyprus	Kenya	Portugal	Uzbekistan
Czech Republic	Kiribati	Qatar	Viet Nam
Democratic Republic of the Congo	Kuwait	Republic of Korea	Zambia
Denmark	Lao People's Democratic Republic	Republic of Moldova	
	Latvia		

\*Compared to 127 Member States at 30 September 2019

\*\*Partial advance payment for 2021



*The United Nations  
Financial Situation*

■ **Regular budget**  
Peacekeeping  
Tribunals

# Chart 5 - Unpaid Regular Budget Assessments at 30 September 2020

(69 Member States, 1,496,578,501)

Member state	Amount	Member state	Amount	Member state	Amount
Afghanistan	196,374	Guatemala	1,022,079	Saint Kitts and Nevis	28,053
Antigua and Barbuda	56,107	Guinea	84,160	Sao Tome and Principe	618,695
Argentina	58,777,241	Guinea-Bissau	55,936	Saudi Arabia	15,251,970
Belarus	236,114	Iran (Islamic Republic of)	21,968,414	Senegal	214,664
Belize	28,053	Iraq	3,618,883	Seychelles*	56,107
Benin	83,442	Israel	8,828,831	Somalia	1,221,991
Brazil	118,768,319	Kyrgyzstan	56,107	South Sudan	328,189
Burkina Faso	85,109	Lesotho	28,053	Sudan	358,596
Cameroon	364,694	Liberia	32,257	Suriname	279,678
Central African Republic	25,192	Libya	699,101	Syrian Arab Republic**	289,087
Chad	110,713	Madagascar	113,638	Tajikistan	12,213
Chile	180,000	Malawi	20,307	Timor - Leste	54,607
Colombia	8,028,366	Mauritania	87,806	Togo	57,284
Comoros	653,705	Mexico	36,030,432	Turkmenistan	16,042
Congo	290,472	Mozambique	112,213	United Republic of Tanzania	280,534
Costa Rica	814,929	Niger	114,352	United States of America	1,089,625,403
Democratic People's Republic of Korea	169,820	Nigeria	7,415,801	Uruguay	2,440,641
Dominica	28,053	Oman	807,284	Vanuatu	28,053
Ecuador	4,474,850	Pakistan	1,314,351	Venezuela (Bolivarian Republic of)	37,715,906
El Salvador	333,640	Palau	28,053	Yemen	280,534
Equatorial Guinea	448,853	Panama	1,278,901	Zimbabwe	140,266
Eritrea	28,053	Papua New Guinea	280,534		
Gambia	28,053	Peru	2,209,228		
Ghana	419,300	Russian Federation	66,443,814		

\*Full payment subsequent to 30 September 2020

\*\* Partial payment subsequent to 30 September 2020



The United Nations  
Financial Situation

■ Regular budget  
Peacekeeping  
Tribunals

# Chart 6 - Unpaid Regular Budget Assessments

(US\$ millions)

<b>Member State</b>	<b>30 Sep 2019</b>	<b>30 Sep 2020</b>
United States	1,055	1,090
Brazil	143	119
Russian Federation	-	66
Argentina	52	59
Venezuela (Bolivarian Republic of)	17	38
Mexico	36	36
Iran (Islamic Republic of)	27	22
Saudi Arabia	2	15
Other Member States	56	52
<b>Total</b>	<b>1,388</b>	<b>1,497</b>



*The United Nations  
Financial Situation*

■ **Regular budget**  
Peacekeeping  
Tribunals

# Chart 7 - Peacekeeping: Assessment Status

(US\$ millions)



*The United Nations  
Financial Situation*

Regular budget  
**Peacekeeping**  
Tribunals

Prior years balance at 31 Dec 2019	3,396
Assessments during 2020 (Jan - Sep) for mandated periods	5,199
<b>Total</b>	<b>8,595</b>
Payments/credits received during Jan – 30 Sep 2020	5,838
<b>Outstanding assessments at 30 Sep 2020</b>	<b>2,757</b>



# Chart 8 - Peacekeeping Assessments

Fully paid at 30 September 2020: 38 Member States\*



*The United Nations  
Financial Situation*

Regular budget  
■ Peacekeeping  
Tribunals

<b>Algeria</b>	<b>Democratic Republic of the Congo</b>	<b>Norway</b>
<b>Andorra</b>	<b>Finland</b>	<b>Poland</b>
<b>Armenia</b>	<b>Germany</b>	<b>Russian Federation</b>
<b>Australia</b>	<b>Guyana</b>	<b>Rwanda</b>
<b>Austria</b>	<b>Hungary</b>	<b>Singapore</b>
<b>Azerbaijan</b>	<b>Iceland</b>	<b>Slovakia</b>
<b>Bhutan</b>	<b>Ireland</b>	<b>Solomon Islands</b>
<b>Burundi</b>	<b>Israel</b>	<b>Sweden</b>
<b>Canada</b>	<b>Japan</b>	<b>Switzerland</b>
<b>China</b>	<b>Latvia</b>	<b>Thailand</b>
<b>Costa Rica</b>	<b>Liechtenstein</b>	<b>Tuvalu</b>
<b>Cyprus</b>	<b>Malaysia</b>	<b>Zambia</b>
<b>Czech Republic</b>	<b>Netherlands</b>	

\*Compared to 28 Member States at 30 September 2019

# Chart 9 - Unpaid Peacekeeping Assessments by Operation at 30 September 2020

(US\$ millions)

Peacekeeping	2019 and prior	2020	Total
<b>Active Missions</b>			
UNDOF	3.7	20.2	23.9
UNIFIL	65.6	334.5	400.1
UNFICYP	5.4	11.6	17.0
MINURSO	40.8	7.7	48.5
UNMIK	21.3	18.7	40.0
MONUSCO	93.1	209.2	302.3
UNAMID	52.2	121.9	174.1
UNISFA	17.0	49.0	66.0
UNMISS	68.5	335.3	403.8
UNSOS	88.9	184.8	273.7
MINUSMA	80.6	307.8	388.4
MINUSCA	55.9	138.7	194.6
<b>Subtotal</b>	<b>593.0</b>	<b>1,739.4</b>	<b>2,332.4</b>
<b>Closed Missions</b>	<b>424.6</b>		<b>424.6</b>
<b>TOTAL</b>	<b>1,017.6</b>	<b>1,739.4</b>	<b>2,757.0</b>

\*Including unpaid assessments within 30-day period for UNIFIL (305M)



The United Nations  
Financial Situation

Regular budget  
■ Peacekeeping  
Tribunals



*The United Nations  
Financial Situation*

Regular budget  
■ Peacekeeping  
Tribunals

# Chart 10 - Unpaid Peacekeeping Assessments

(US\$ millions)

<b>Member State</b>	<b>30 Sep 2019</b>	<b>30 Sep 2020</b>
United States	2,378	1,388
Brazil	287	264
Italy	-	142
Republic of Korea	46	95
Ukraine	100	95
France	150	84
Venezuela (Bolivarian Republic of)	65	79
Other Member States	773	610
<b>TOTAL</b>	<b>3,799</b>	<b>2,757</b>

# Chart 11 – Additional Liquidity

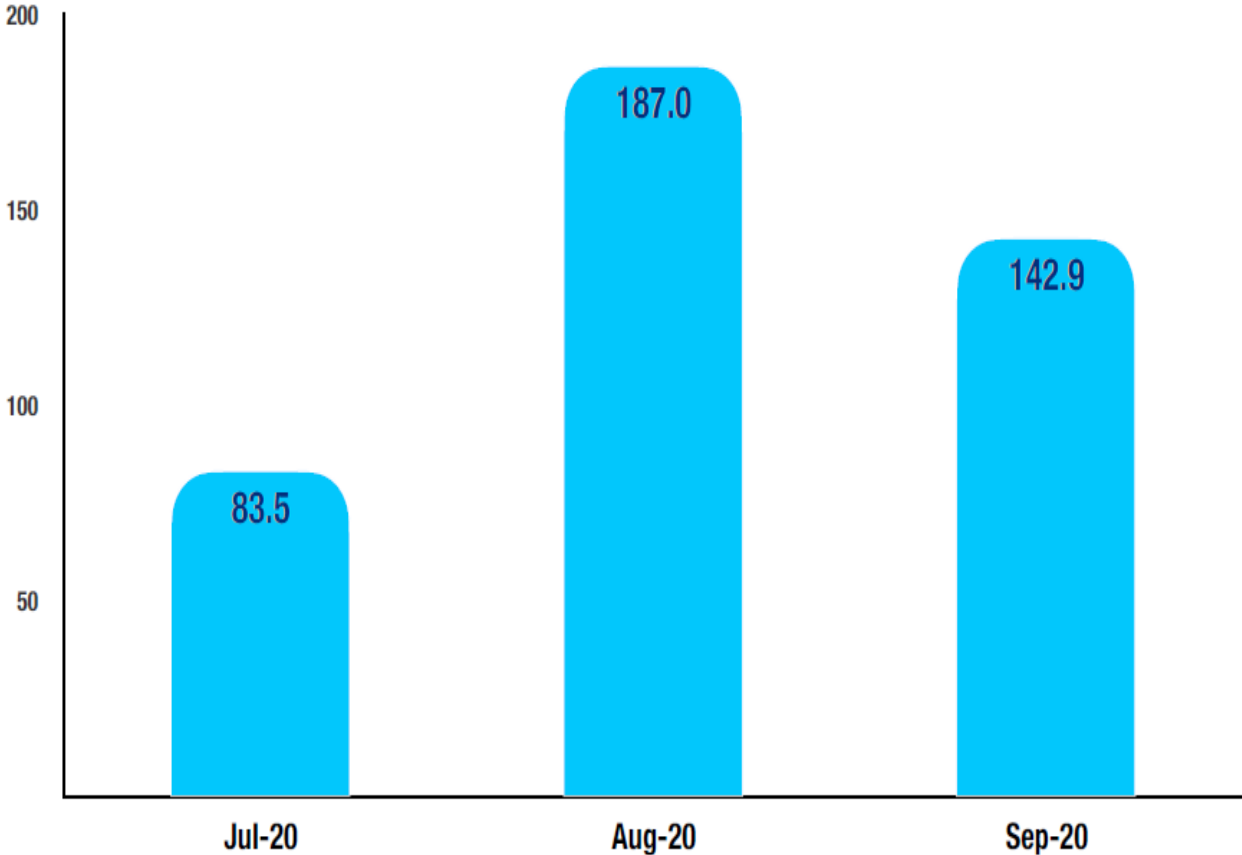
Contributions collected for assessments for non-mandated periods

Actual (US\$ millions)



*The United Nations  
Financial Situation*

Regular budget  
■ Peacekeeping  
Tribunals



Peacekeeping assessments in July 2020 for non-mandated periods – \$2.5 billion

# Chart 12 - Peacekeeping Assessments

Paid in full for peacekeeping 2020/21 fiscal year for all missions:  
13 Member States\*



**Armenia**

**Bhutan**

**Burundi**

**Canada**

**Democratic Republic of  
the Congo**

**Germany**

**Liechtenstein**

**Netherlands**

**New Zealand**

**Rwanda**

**Singapore**

**Spain**

**Thailand**



*The United Nations  
Financial Situation*

Regular budget  
■ Peacekeeping  
Tribunals

\*As requested by the General Assembly in its resolution 73/307 relating to the Secretary-General's report A/73/809 on "Improving the financial situation of the United Nations", the Secretary-General issued assessment letters for peacekeeping operations for the full budget period approved by the General Assembly, including the estimated budget for the period for which the mandate has not yet been approved by the Security Council with the understanding that this amount is considered due within 30 days of the effective date of the extension of a peacekeeping operation's mandate.

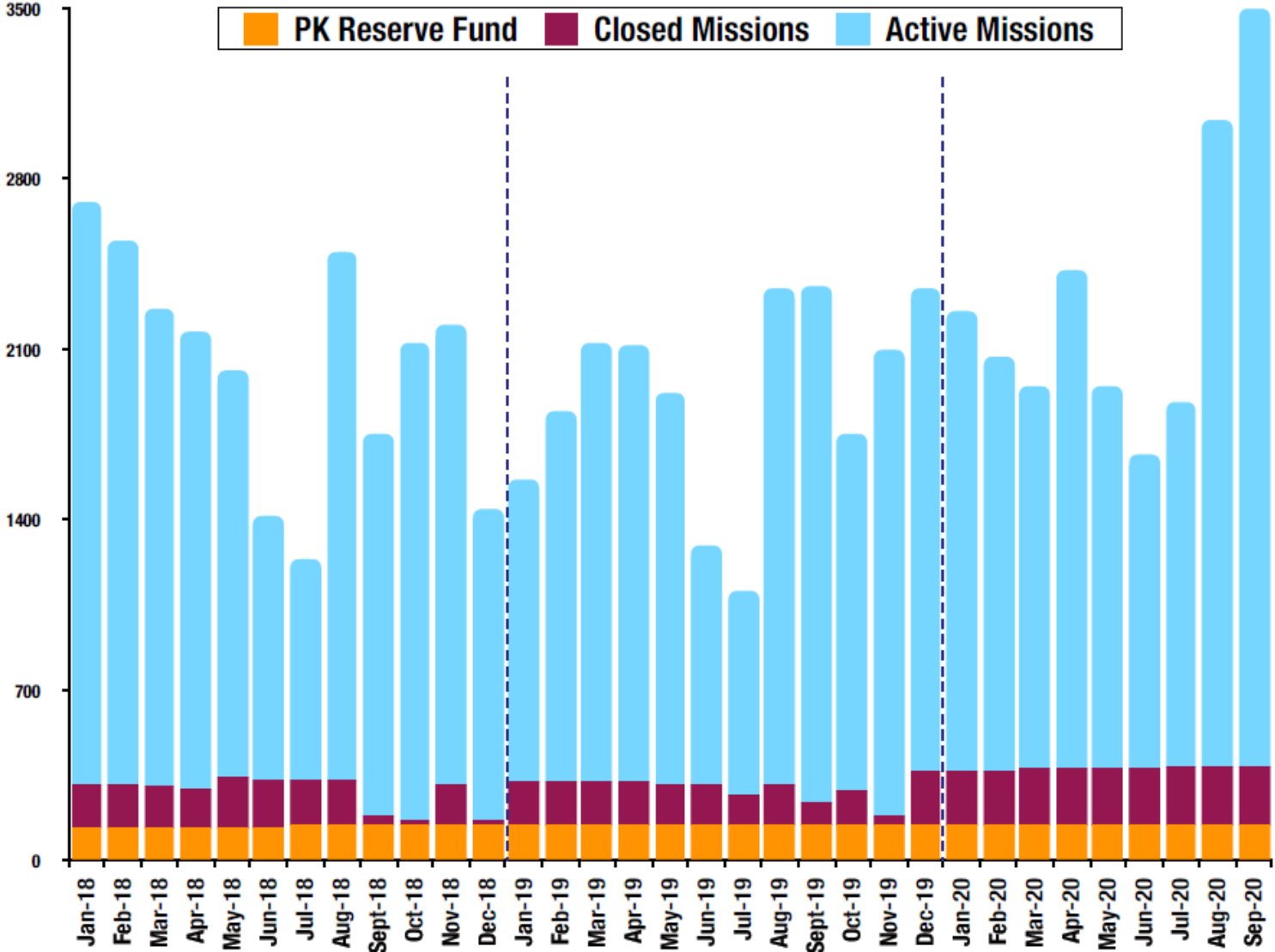
# Chart 13 - Peacekeeping Cash Position

Actual Figures for Peacekeeping for 2018-2020  
(US\$ millions)



The United Nations  
Financial Situation

Regular budget  
Peacekeeping  
Tribunals



# Chart 14 - Outstanding Payments to Member States

(US\$ millions)



The United Nations  
Financial Situation

Regular budget  
Peacekeeping  
Tribunals

	31-Dec-19	30-Jun-20	30-Sep-20*
Troops/formed police units**	413	353	357
COE claims (active missions)***	429	336	495
COE claims (closed missions)	86	86	86
<b>Total@@</b>	<b>928</b>	<b>775</b>	<b>938</b>
<i>Breakdown by status:</i>			
Payments already due	275	234	421
<b>Estimated current liabilities – not yet due</b>	<b>653</b>	<b>541</b>	<b>517</b>

- The estimated liabilities up to 30 September 2020 will become payable in the quarterly payment cycle in December 2020. They are based on Q2 claims and subject to change once claims are completed in December 2020.

\*\* Payments for troops/formed police unit costs are settled for all missions up to 30 June 2020 except UNAMID which was paid up to 31 December 2019.  
Payments for COE claims have been settled for all missions up to 31 March 2020 except UNAMID which was paid up to 31 December 2019.  
Does not consider any deductions made for absent and non-functional COE or for SEA.

\*\*\* Claims awaiting MOU signature at the end of September 2020 estimated at \$68 million. Certified outstanding claims for April to June (\$267 million) and estimated claims for July to September 2020 (\$517 million which will become payable in the December 2020 quarterly cycle).

@@ Does not include Letters of Assist and death and disability claim costs which have balances of \$82 million and \$7 million respectively as at 30 September 2020.

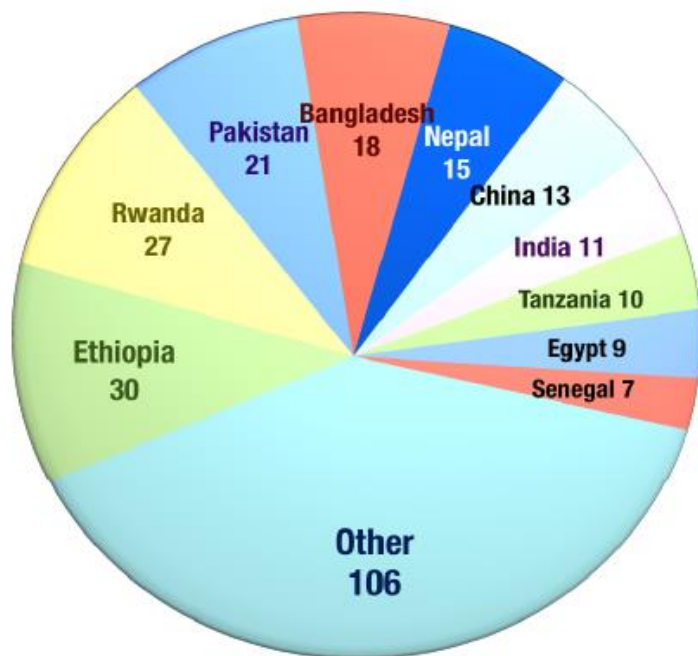
# Chart 15 - Outstanding Liabilities and Estimated Claims to Member States (for Troops/Formed Police Units and COE) (US\$ millions)



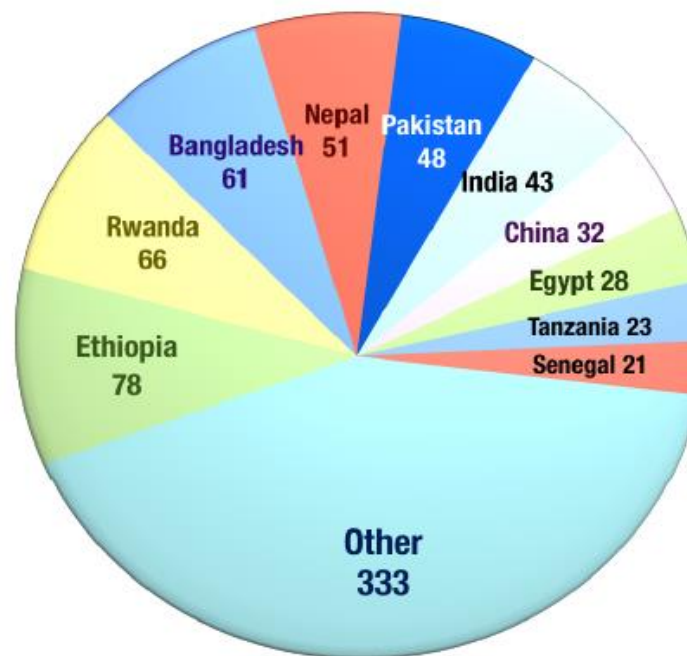
The United Nations  
Financial Situation

Regular budget  
Peacekeeping  
Tribunals

**Outstanding liabilities  
30 September 2020  
(\$267m)\***



**Estimated Claims Payable  
30 September 2020  
(\$784m)\*\***



\*excludes Closed Peacekeeping Mission amounts (\$86m) and estimates for unsigned MOUs (\$68m)

\*\* includes estimates for July-Sept 2020 based on Q2 performance and subject to change once claims are completed in December 2020



## Chart 16 - Tribunal Assessments at 30 September 2020 (US\$ millions)



*The United Nations  
Financial Situation*

Regular budget  
Peacekeeping  
■ **Tribunals**

	Last Assessed	Assessments in 2020 (\$millions)	Unpaid Assessments (\$millions)	Paid in full (# of Member States)
MICT	Jan-20	80	26	107
ICTY	Jan-18	-	25	163
ICTR	Jan-16	-	7	182
<b>Total</b>		<b>80</b>	<b>58*</b>	

\*Compared to \$79 million at 30 September 2019

# Chart 17 - Tribunal Assessments

Fully paid at 30 September 2020: 106 Member States\*

Albania	Democratic Republic of the Congo	Latvia	Republic of Moldova
Algeria	Denmark	Liechtenstein	Romania
Andorra	Djibouti	Lithuania	Rwanda
Angola	Dominican Republic	Luxembourg	Saint Kitts and Nevis
Armenia	Egypt	Malaysia	Samoa
Australia	Estonia	Mali	San Marino
Austria	Eswatini	Malta	Serbia
Azerbaijan	Finland	Marshall Islands	Sierra Leone
Bahrain	France	Mauritius	Singapore
Bangladesh	Gabon	Monaco	Slovakia
Barbados	Georgia	Mongolia	Slovenia
Belgium	Germany	Montenegro	Solomon Islands
Bhutan	Greece	Morocco	South Africa
Bolivia (Plurinational State of)	Guyana	Myanmar	Spain
Bosnia and Herzegovina	Haiti	Namibia	Sweden
Botswana	Hungary	Nauru	Switzerland
Brunei Darussalam	Iceland	Nepal	Thailand
Bulgaria	India	Netherlands	Togo
Burundi	Ireland	New Zealand	Tonga
Cabo Verde	Israel	Nicaragua	Tunisia
Canada	Italy	Norway	Tuvalu
China	Jamaica	Oman	Ukraine
Costa Rica	Japan	Pakistan	United Kingdom
Cote d'Ivoire	Jordan	Philippines	Uzbekistan
Cuba	Kazakhstan	Poland	Zambia
Cyprus	Kenya	Portugal	
Czech Republic	Lao People's Democratic Republic	Republic of Korea	



*The United Nations  
Financial Situation*

Regular budget  
Peacekeeping

■ **Tribunals**

\*Compared to 104 Member States at 30 September 2019

# Chart 18 - Unpaid Tribunal Assessments

(US\$ millions)



*The United Nations  
Financial Situation*

Regular budget  
Peacekeeping

■ **Tribunals**

<b>Member State</b>	<b>30 Sep 2019</b>	<b>30 Sep 2020</b>
Russian Federation	19	21
United States	40	18
Indonesia	6	5
Brazil	4	4
Venezuela (Bolivarian Republic of)	1	2
Other Member States	9	8
<b>Total</b>	<b>79</b>	<b>58</b>

# Chart 19 - Tribunals Cash Position

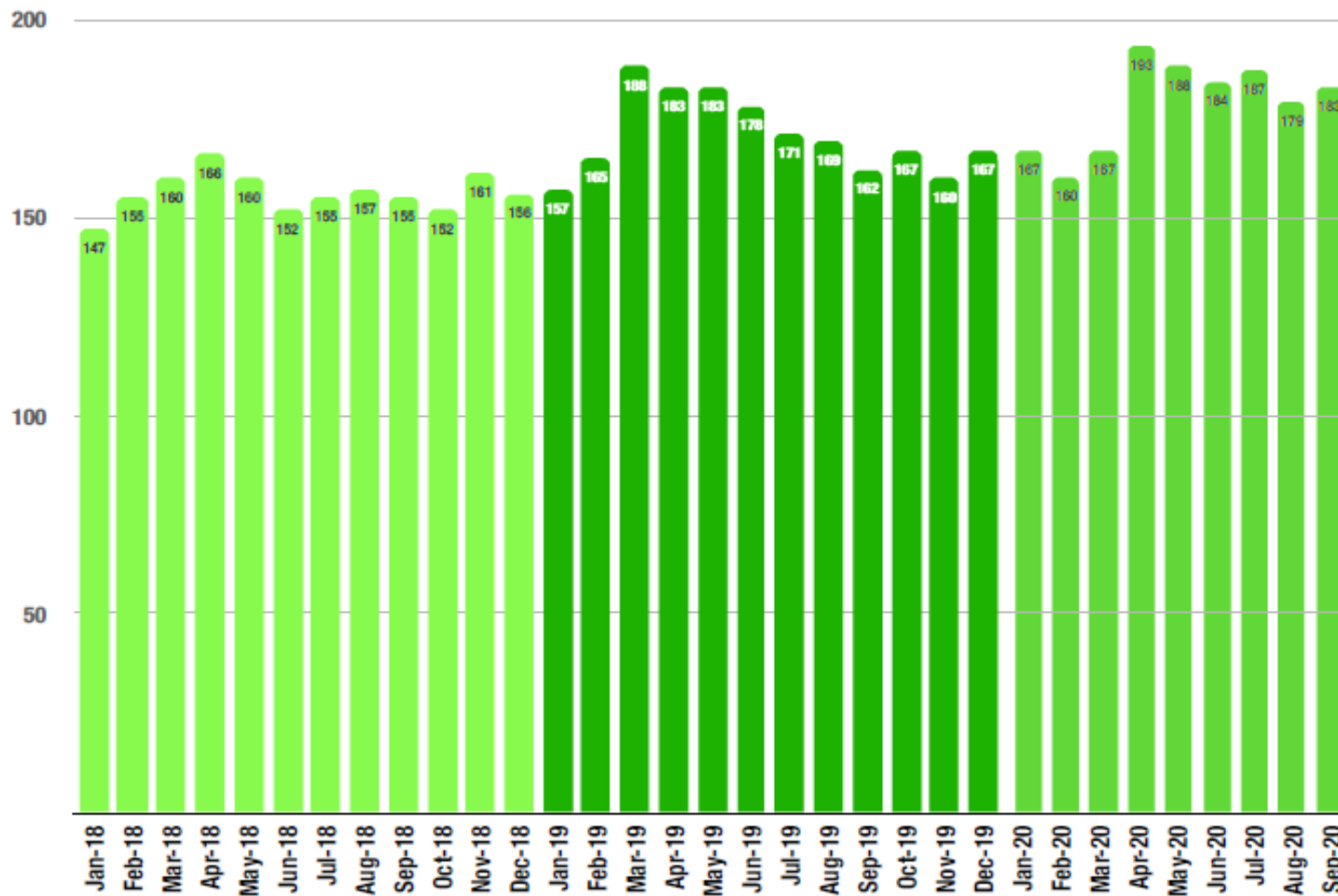
Actual Figures for Tribunals for 2018-2020

(US\$ millions)



The United Nations  
Financial Situation

Regular budget  
Peacekeeping  
■ Tribunals



# Chart 20 - Overview

(US\$ millions)



The United Nations  
Financial Situation

		31-Dec-18	31-Dec-19	30-Sep-19	30-Sep-20
Regular Budget	<b>Assessment</b>	2,487	2,849	2,849	2,867
	<b>Unpaid assessments</b>	529	711	1,388	1,497
Peacekeeping	<b>Assessment*</b>	4,982	9,406	7,969	5,199
	<b>Unpaid assessments</b>	1,472	3,396	3,799	2,757
Tribunals	<b>Assessment</b>	93	90	90	80
	<b>Unpaid assessments</b>	49	51	79	58

\*Assessments and unpaid assessments do not include assessments for 'non-mandated period'.

# Chart 21 - Overview

(US\$ millions)



The United Nations  
Financial Situation

		30-Apr-19	31-Dec-19	30-Apr-20	30-Sep-20
Cash on Hand	Regular budget	484	(332)	661	(106)
	Peacekeeping	1,978	2,209	2,278	3,710
	Tribunals	183	167	193	183

		30-Apr-19	30-Sep-19	30-Jun-20	30-Sep-20
Outstanding Payments to Member States*	Peacekeeping	1,009	928	1,038	852

\*Outstanding TCC/PCC and COE payments for active peacekeeping operations

# Chart 22 - All Assessments

Paid in Full at 8 October 2020: 38 Member States\*



*The United Nations  
Financial Situation*

<b>Algeria</b>	<b>Denmark</b>	<b>New Zealand</b>
<b>Andorra</b>	<b>Finland</b>	<b>Norway</b>
<b>Armenia</b>	<b>Germany</b>	<b>Poland</b>
<b>Australia</b>	<b>Guyana</b>	<b>Rwanda</b>
<b>Austria</b>	<b>Hungary</b>	<b>Singapore</b>
<b>Azerbaijan</b>	<b>Iceland</b>	<b>Slovakia</b>
<b>Bhutan</b>	<b>Ireland</b>	<b>Solomon Islands</b>
<b>Burundi</b>	<b>Japan</b>	<b>Spain</b>
<b>Canada</b>	<b>Latvia</b>	<b>Sweden</b>
<b>China</b>	<b>Liechtenstein</b>	<b>Switzerland</b>
<b>Cyprus</b>	<b>Malaysia</b>	<b>Thailand</b>
<b>Czech Republic</b>	<b>Netherlands</b>	<b>Tuvalu</b>
<b>Democratic Republic of the Congo</b>		<b>Zambia</b>

\*Compared to 35 Member States as at 11 October 2019